

Present:

Regrets:

1. Approval of the Agenda
2. Board Feedback
3. Consent Agenda
 - a. Approval of Minutes of June 21 2023 meeting
 - b. Items for Information
 - i. Correspondence
 - a. 2023-07-01 City of Camrose Third Quarter Grant Disbursement
 - b. 2023-07-18 Camrose County Funding Received
 - c. 2023-06-28 Thank You to City for Road Closure
 - d. 2023-06-16 Provincial Library Operating Grant Received
 - c. Reports
 - i. Treasurer's Report
 - ii. Interim Director's Report
 - iii. July 2023 Stats Week Report
 - iv. 2023 Summer Program Report
 - v. Program Overview to August 31 2023
 - vi. Program Report and Library Stats July & August 2023
4. Items for Discussion
 - a) 2024 Budget
 - b) Adopting an Appointment and Dismissal of Board Members policy
 - c) Reading with Royalty
 - d) Stronger Together Conference
 - e) Annual Director Evaluation
 - f) Set Date for Policy Committee
5. Items for Decision
 - a. Approval of 2024 Budget
 - b. Library Closure

Next regular Board meeting: October 18 2023, 5:00pm

Present: Renee Greer (Chair), Peter Hamm, Naomi Finseth, Nate Goetz (CPL), Lynette Irvine (Vice Chair), Ashley LaValley (CPL), Rylee MacLennan (CPL), Jennifer McDevitt (CPL), Joy-Anne Murphy (City of Camrose Representative), Don Simpson (Camrose County Observer), Vikki Williams

Late: Margaret Holliston arrived late at 5:20.

Regrets: Elizabeth Bagdan, Jade Hulkovich

1. Approval of the Agenda

Motion 30/23 M/S/C – Joy-Anne Murphy, Peter Hamm

2. Board Feedback

3. Consent Agenda

a. Approval of Minutes of May 17 2023 meeting

Motion 31/23 M/S/C – Vikki Williams, Peter Hamm

b. Items for Information

i. Correspondence

a. 2023-05-30 – Street Closure Approval

b. 2023-05-30 to CPLB - MAL Appointment Naomi Finseth 23-25

c. 2023-05-31 - Letter to Ms. Lovely, MLA

d. 2023-06-01 - Rural Services Grant Received

e. 2023-06-20 - Letter from Minister McIver

f. 2023-06-21 - Letter to Minister McIver

ii. Documents – no documents

c. Reports

i. Treasurer's Report

As of June 21, our chequing account contains \$330,641.99 and our investments contain \$544,470.01.

ii. Interim Director's Report

Jennifer introduced summer students Ashley, Nate and Rylee, who left the meeting after a brief chat with the board; summer kick-off party on June 27th noted.

Joy-Anne asked Jennifer how she and staff were enjoying operating within the renovated areas – all going well.

iii. Program Overview to May 31 2023

iv. Program Report and Library Stats May 2023

4. Items for Discussion**a. Bathroom Renovations**

Jennifer reported that the renovation quote is nearly double the original budget; City to cover cost. Joy-Anne noted that the City approved the cost at a recent council meeting, and provided some background to the decision. See City's June 12 Agenda package: <https://camrose.civicweb.net/FileStorage/82DFB000F66049F7AE8B39615A666A09-Request%20for%20Direction%20-%20Public%20Washroom%20Upgrade.pdf>

b. Committee Meetings

Renee provided background on two board committees, including membership, which was updated at the meeting.

1. Personnel: Renee Greer; Elizabeth Bagdan; Lynette Irvine. Peter Hamm joined the Committee to replace Carol Williams, who has left the board. The Committee primarily meets yearly for the Librarian's Performance Review. Will conduct an exit interview with Jennifer towards the end of August, when Alyssa returns from her maternity leave. Renee will arrange via email.
2. Policy Committee: Renee Greer, Joy-Anne Murphy, Elizabeth Bagdan with Naomi Finseth joining. Will begin working on the policy review in the fall, with the first meeting set at the September board meeting. Review is staggered as per policy, with specific areas reviewed every three years. Jennifer will locate and share the spreadsheet regarding review details with committee members.

It was determined that a Finance Committee will not be struck as not needed at this time, since the entire board reviews/approves the annual budget.

5. Items for Decision – no items for decision.**6. Adjournment – the meeting adjourned at 5:38 pm**

Next regular Board meeting: September 20 2023, 5:00 pm



5204 - 50 AVENUE
CAMROSE, AB T4V 0S8
PHONE: (780) 672-4426
CAMROSE PUBLIC LIBRARY

005437

Date	Ref / Invoice #	Invoice Description	Amount
2023/07/01	I#144905	3RD QTR GRANT DISBURSEMEN	137,300.00

Cheque No.: 5437

Cheque Date: 2023/07/07

Cheque Amount: \$ *****137,300.00

THIS CHEQUE CONTAINS A MICROLINE BORDER AND SECURITY FEATURES



5204 - 50 AVENUE
CAMROSE, AB T4V 0S8
PHONE: (780) 672-4426

ATB Financial
#700 7300 48 AVENUE
CAMROSE, AB T4V 4W2
PHONE: (780) 672-3331

005437

2 0 2 3 0 7 0 7
DATE Y Y Y Y M M D D

One hundred and thirty-seven thousand three hundred and 00/100 Dollars

\$ *****137,300.00

TO THE ORDER OF

CAMROSE PUBLIC LIBRARY
4710 - 50 AVE.
CAMROSE AB T4V 0R8
CANADA

Ben Isaac

Grant Grant

⑈005437⑈ ⑆07669⑆219⑆ 7484216⑆ 79⑈

Camrose Public Library 1081

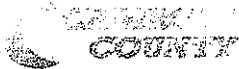
REMITTANCE ADVICE Camrose County

THE ATTACHED CHEQUE IS IN PAYMENT OF ITEMS LISTED BELOW. IF INCORRECT, PLEASE INQUIRE REFERENCING CHEQUE # 20231348

Invoice Date	Invoice Number	Invoice Amount	PO Number	Discount	Hold Amount	Description	Amount Paid
2023-07-01	20230701	73,421.10			0.00	2023 ALLOCATION	73,421.10

Printed in Canada

THIS CHEQUE CONTAINS SECURITY FEATURES. SEE REVERSE • CE CHEQUE COMPORTE DES CARACTERISTIQUES DE SECURITE, VOIR A L'ENDOS.



Camrose County
3750 43 Avenue
Camrose, AB T4V 3S8
(780) 672-4446

The Royal Bank
5102 50 Avenue
CAMROSE, AB T4V 0S7
Canada
(780) 672-7701

20231348

DATE 2023 07 14
YYYY MM DD

Pay Seventy-Three Thousand Four Hundred Twenty-One Dollars And Ten Cents \$ 73,421.10

1081
PAY TO THE ORDER OF
Camrose Public Library
4710 50 Ave
CAMROSE, AB T4V 0R8
Canada

PER Juanita Anten
P.R. Eily D

⑈0020231348⑈ ⑆02979⑆003⑆ 109⑈741⑈9

7

4710 50 Avenue,
Camrose Alberta, T4V 0R8
780.672.4214



June 28, 2023

City of Camrose
5204 50 Avenue
Camrose, AB T4V 0S8

Dear Mayor Stasko and Council:

On behalf of the Board and staff of the Camrose Public Library, thank you very much for supporting our Around the World Summer Kick-Off Tea Party by allowing us to close the road in front of the library.

The party was a huge success; it was attended by 579 people, almost twice our expected number! We are so excited to be back to pre-pandemic attendance numbers and be able to create a true hub of community socialization.

Our tea party is an annual two-hour sample of the programs the library provides for all ages all summer long. We transform the library based on a different theme every year in order to truly immerse our guests in a different world. The party is a community advocacy effort that helps us to establish the library as a space where anyone and everyone can feel welcome and have fun.

Thank you again for helping us bring the world to our community at the Camrose Public Library.

Sincerely,

A handwritten signature in black ink, appearing to read "Jennifer McDevitt", written over a light blue horizontal line.

Jennifer McDevitt
Interim Director, Camrose Public Library

cc: Camrose Public Library Board



Public Library Services Branch
17th Floor, Commerce Place
10155 – 102 Street
Edmonton, Alberta T5J 4L4
Telephone: 780 427-4871
www.albertalibraries.ca

June 16, 2023

Ms. Renee Greer, Chair
City of Camrose Library Board
c/o Camrose Public Library
4710 - 50 Avenue
CAMROSE, AB T4V 0R8

Dear Ms. Greer:

The amount of \$113,955.00 has been direct deposited into the library board's account. This is payment of the 2023-24 Public Library Operating Grant.

The Public Library Services Branch supports and enables a provincial network of efficient and effective library service for all Albertans. We are pleased to be able to contribute these funds to assist the library board with the provision of public library service in your community.

Yours truly,

A handwritten signature in blue ink that reads "Jen Pringle".

Jen Pringle
Public Library Grants Program



Interim Director's Report

August 31, 2023

Jennifer McDevitt

Culture Days

We're pleased to be part of Camrose Culture Days, with Camrose as one of the feature cities in Alberta! The library will host an International Dot Day program and a Moose Hide T-Shirt Pins Beading Workshop with a Cree artist. We will also attend the Arts Centre Open House. More information on Culture Days events can be found at camrose.ca/culturedays.

Summer Programming

We had one of our busiest summers – as you'll see in the reports from the programmers, some programs were even above pre-pandemic numbers! Our summer staff were an excellent team to supervise, and I'm very proud of what they were able to accomplish this summer. We had much positive and negative feedback regarding Reading with Royalty in particular, and I'm so appreciative of all of our staff for their stalwart support of programming that supports the Board's values of inclusivity, intellectual freedom, and fostering connections.

Performance Previews


Myself and Cheryl designed a new performance preview and 360-degree review process for the staff this spring. This process focuses on staff self-assessment, setting goals for themselves, and receiving feedback on those areas and goals from multiple of their coworkers rather than only their direct supervisor. So far, staff have had very positive feedback on being able to personalize their reviews in this way.

Plan of Service

I began the process of reaching out to various community groups in order to bring a presentation and small survey regarding what they'd like to see from the library to board/organizational meetings. Alyssa will take this over, and we'll use the information gathered, along with Camrose Helps needs-assessment results, to guide the process of creating our 2024-2028 Plan of Service.

Mural Downstairs

Our lovely artists came and painted the mural in the children's section of the library in late August. It really brightens up the space!



Thank you!

Every time I spend a few months working at CPL, I learn a lot and have such a positive experience coming to work every day. This time was no exception! I want to sincerely thank the Board for the opportunity to grow as a librarian, gain practical management experience, and make a difference in a community that means a lot to me. 😊



Statistics Week

July 9-15, 2023

Highlights

Most people interact with us in person. Our total interactions increased an average of 360 from the November and March Stats Weeks, reflecting that we are busier in the summer.

The most common type of question we receive continues to be reference questions. Reference questions are composed of requests for tech help, reader's advisory, library services, and circulation questions. Our highest type of interaction is Community Connections, where we work on building a sense of community with our patrons. These are interactions that are not directly library related, but build a welcoming atmosphere. They have increased significantly from March (209 to 653). Circulation interactions are second highest, remaining about the same as March.

Tuesday and Thursday still see significant computer use, but Monday took over for the highest number of uses. If you examine computer usage by hours open, Monday is in the lead, a change from Saturday.

The most popular space to spend time upstairs continues to be the computers next to the circulation desk, and the second most popular place to spend time upstairs is in the seating by the windows in front of the Fiction, which at 68 has split the difference between November's (31) and March's (94) numbers.

Monday and Tuesday saw the most people in the library, and when comparing the number of people by hours open, that remains the same. The library was busiest between 2:00-4:00pm, which is consistent with the last two Stats Weeks (before that, the library was busiest between 10am-12pm).

INTERACTION TOTALS

DOWN		UP
473	IN PERSON	698
0	PHONE	61
0	ONLINE	5
473	TOTAL	764

INTERACTION CATEGORY

5	TECH	53
60	REF	46
55	WAYFIND	45
109	LIB SERVICES	95
148	SELF CHECK	11
97	CIRC	341
474	COMMUNITY	179
948	TOTAL	770
	UP+DOWN TOTAL	1718

DOOR COUNT		vs hours open
SU	92	23.0
M	310	34.4
TU	357	39.7
W	290	32.2
TH	221	24.6
F	227	25.2
SA	120	24.0
TOTAL	1617	203.1

HIGHEST TRAFFIC / DAY based on highest hourly door count each day

SU	4PM	32
M	11A	62
T	4PM	68
W	2P	101
TH	4PM	35
F	1P	45
SA	12P	49

COMPUTER USE (UP + DOWN COMBINED)

	USES	TOTAL TIME (HRS:MIN)	vs hours open
SU	17	13.51	4.3
M	67	50.28	7.4
TU	59	32.35	6.6
W	28	14.37	3.1
TH	57	30.28	6.3
F	31	29.15	3.4
SA	24	20.57	4.8
WEEK	283	140.23	35.93889

UP: WEEKLY SPACE USAGE TOTALS

FICTION	26
MEDICINE WHEEL	68
DVD/TABLES	9
YA	20
MAIN COMPUTERS	84
CIRC DESK	31
NEAR WASHROOMS	1
EXAM	0
STAIRWELL LOUNGE	13
ENTRANCE	34
NF COMPUTERS	42
HOLDS/NEW	18
NF STACKS	10
NF WINDOWS	45

DOWN: WEEKLY SPACE USAGE TOTALS

WEST WALL	10
STACKS	99
COMPUTERS	119
ROUND TABLES	106
ACTIVITIES	136
MAKERSPACE	16
CIRC	41
BB	46
ENTRANCE	8
BOOKSALE	3
IRVING ROOM	104
NEW PROG ROOM	4

TRENDS OVER TIME

DOOR COUNT March 22		DOOR COUNT July 22		DOOR COUNT Nov 22	
SU	60	SU	62	SU	171
M	190	M	225	M	392
TU	217	TU	230	TU	533
W	264	W	240	W	530
TH	225	TH	238	TH	380
F	205	F	184	F	358
SA	159	SA	130	SA	295
TOTAL	1320	TOTAL	1309	TOTAL	2659

DOOR COUNT March 23		DOOR COUNT July 23	
SU	250	SU	92
M	476	M	310
TU	574	TU	357
W	528	W	290
TH	464	TH	221
F	637	F	227
SA	297	SA	120
TOTAL	3226	TOTAL	1617

TOTAL INTERACTIONS March 22		TOTAL INTERACTIONS July 22		TOTAL INTERACTIONS Nov 22	
640	IN PERSON	1290	IN PERSON	758	IN PERSON
45	PHONE	65	PHONE	53	PHONE
562	ONLINE	18	ONLINE	5	ONLINE
1247	TOTAL	1373	TOTAL	816	TOTAL

TOTAL INTERACTIONS Mar 23		TOTAL INTERACTIONS July 23	
861	IN PERSON	1171	IN PERSON
72	PHONE	61	PHONE
0	ONLINE	5	ONLINE
933	TOTAL	1237	TOTAL

CAMROUSE PUBLIC LIBRARY

2023 Summer Board Report

Ashley LaValley

Nate Goetz

Rylee MacLennan



Overview

Welcome to our 2023 Summer Board report! After a packed and successful summer, we are delighted to share our experiences. Here is what you can expect from our report.

Page

- 3** Around the World Summer Party
- 4** Community Events
- 5** Community Partnerships
- 6-7** Weekly In Library Programming
- 8** Weekly Book Bike Programming
- 9-10** Event Programming
- 11** Comments and Feedback
- 12-13** Successes and Challenges
- 14** Future Suggestions

Summer Statistics

700

Kids reached in 6 school visits

670

People served at community events

579

Attended the Summer Kick-Off Party

320

SRC program participants

1398

Book Bike program participants



Around the World Summer Party

Successful Return to Normal

For the first time since 2019 the library was able to have a full Summer Kick-off Tea Party. Through looking at the diversity of the Camrose community we decided on a Around the World theme and focused on advertising to the community. The Summer Party was very successful with around 600 people of all ages in attendance!



Community Donors

The Summer Party was strongly supported by a few small businesses in Camrose. This included an amazing donation of scones from The Sweeterie, as well as a substantial discount on Indian treats from The F Indian Kitchen. We also ordered food from other small businesses to finish the global assortment. We were glad to have support from the small business community.



Fun for All

The party had activities that appealed to everyone, from a kite craft for kids to a tea party for seniors. The street was closed off which allowed kids to run and have fun. People from the Camrose community came together to have a good time. We heard from many participants who were glad the party was for all ages again this year.



Community Events

Throughout the summer the Book Bike was invited to multiple community events in Camrose. This allowed us to promote the library and interact with people who may not always come to the library. Some of the events the Book Bike attended this summer were:

- Senior's Week
- Jaywalkers Jamboree
- Camrose Pride in the Park
- The Purple Martin Festival
- Indigenous Peoples Day
- Canada Day
- The Kick'n Country Parade



Book Bike at Indigenous Peoples Day.



The Summer Programmers and Louis attend Camrose Pride in the Park.



The Book Bike, the Summer Programmers, and Nicole in the Kick'n Country Parade. The Book Bike won the best Novelty Award!

Community Partnerships

Community partnerships are an essential part of a library as they ensure that everyone has easy access to the library. This year we worked with many organizations including:

- The Family Resource Center
- OSCAR Daycare
- Action for Healthy Communities
- Canadian Mental Health Association
- Reading University



Making Oobleck with Action for Healthy Communities.

Storytime with Reading University.



Weekly In Library Programs

Beginner Book Club

This book club was for ages 6 to 8. Every week we read themed picture books and did themed crafts and games. The kids enjoyed doing scavenger hunts that had them run around the library discovering all the different sections.

Junior Book Club

This book club was for ages 9 to 12, where we read "Zachary Ying and the Dragon Emperor." In this book club we made dragon puppets, paper lanterns, ink brush paintings and cardboard swords. We also did some coding as an introduction to the topic. This program had a good turn out each week!

Webcomic Club

This book club was for teens, where we would go through a different webcomic every week. On top of this we had a chance to make our own comics. This club struggled with attendance, but had a few loyal members who enjoyed coming to the library every week.



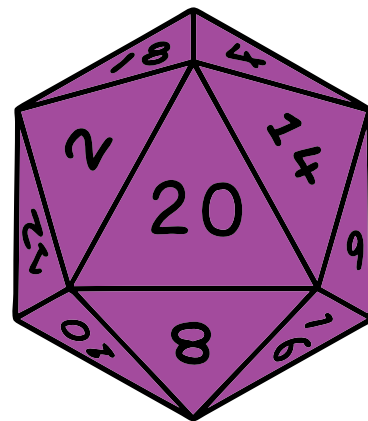
Our wall display to track Summer Reading. When they reached 10,000 minutes, they got a pizza party!

Weekly In Library Programs

DND for Teens

Our most popular program for teens was the teen Dungeons and Dragons program. We had 10 players on average for each session, with a mixture of teenagers and pre-teens. All players were welcome, experienced and new! Our campaign was well received and ran smoothly despite the large number of players. We ended the program with a bang, throwing them a pizza party to celebrate their successful run.

This program was great as it let many teens make new friends with peers, some noting that they were glad to know someone going to the same school as them come fall.



Learn to Loop Knit

Learn to Loop Knit was an intergenerational program that ran for the month of July. All materials for patrons were provided for free, which was a big draw for many. Loop knitting is a simplified version of arm knitting, with yarn that is pre-looped for ease of use. It was made intergenerational as many young people wished to join and the simple nature of loop knitting makes it an easy hobby young and old learners alike. By the end we had 7 people in attendance, and all made beautiful and cozy blankets to cherish. They were also given resources to look at if they were interested in continuing this hobby.

Walking Book Club

The walking book club was our main adult program that ran all summer long. We read "Stone Mattress" an anthology of short stories by Margaret Atwood. It introduced our patrons to her stories and writing style, and also allowed us to walk around the Camrose community. One of our patrons was new to the community and told us how glad she was that she was able to read more, and learn more about Camrose from its residents. Adding the walking aspect to the book club made it more engaging and fun, and allowed for conversation topics outside of the book as well.





Weekly Book Bike Programs



Farmers Market

Every Thursday we rode the Book Bike to the downtown farmers market. Our highest day had over 100 visitors to the Book Bike. Many stopped by and used the Book Bike to entertain little ones while the parents shopped, and others took out books to read. We were a very popular stand and carried a selection of books for all readers and ages! We also carried bubble wands to entertain our younger patrons, which was very popular.



Park Visits

Over the course of July and August we rode out to various parks every Friday. We went to 6 of the 7 planned parks, with our visit to Duggan Park unfortunately being rained out. We visited the Spray Park, Victoria Park, Stoney Creek Park, Spaceship Park, Creekview Park and Edgewood Park. Our park visits were extremely popular for those in Camrose who do not have access to the library. In August we also did pop up stops at Jubilee Park on Tuesdays.



Watercolour in the Park

Our watercolour in the park program was popular with adults and kids alike. Many came to the parks specifically to watercolour. It provided a rest time for kids who played hard, and a grounding activity for parents and other adults. Ashley led a group of patrons in creating watercolour masterpieces, teaching techniques like using wet-on-wet and wet-on-dry.



Event programs



Perseids Meteor Shower Viewing Party

This event was our only event held at night time and was held in Bill Fowler Park at Mirror Lake. We had over 100 people attend this event, likely due to our appearance in the Camrose Booster promoting it. It was held during Free Book Week, where we gave out books to many eager readers. Free hot chocolate and cookies were also available for those attending. Although it was rather bright in the area, we were able to catch some meteors whizzing by.

Reading with Royalty

Reading with Royalty was one of our highest performing family events with 106 attendees. We filled the Irving Room full of parents, kids and supporters and had even more spilling out into the library. Luna Sea read stories and sang fun songs with the kids. This event finished with a dress up portion, which many families had fun participating in.

Although we heard from community members who did not support this event, they were in the minority. We had support from many places and people. We are proud to have ran this event.



Event Programs

Summer Reading Club End Party



To celebrate our wonderful readers we held a summer end pizza party for them! Nearly every person who attended our book clubs throughout the summer came to the party. It was great to have all the clubs come together and celebrate the fun of reading.



Poetry Slam

To encourage art and creativity in the community we planned a Poetry Slam for patrons to write and share poetry. Though this event had a smaller turnout, the patrons who attended loved it and gave us very positive feedback on the event.



University Prep



There is a demand for first-year orientation type programs. We tried to meet that demand with our University Prep program for anyone going into their first year of post-secondary. We teamed up with the CMHA for this program. Unfortunately there was no one in attendance for this event. However, there is now a list of resources on post-secondary schools for patrons.



Comments & Feedback

Submitted by anonymous survey respondents

"My kid loves the bubbles and hearing the books read at the book bike. We try to go every farmers market"

"Being new to the community is was a great way to meet new people. Having contact with Nate and Rylee helped to view not only the short stories but life for young adults in a different light. This is a super program.(walking Book Club). To read a different author then I usually do and discuss the short stories has been enlightening."

"Seeing the book bike always brightens our day, hoping to catch a watercolour in the park day next summer if the program runs again"

"The day we attended watercolour in the park was really memorable for my two kids. The staff are so kind and patient! We also loved the book bike at the farmers market. The staff would read books to the kids while I did the shopping! So awesome!"

Successes and Challenges

Successes

Return to Normal

As this year is the first year fully returned to "normal" we were able to host so many wonderful events and provide programming that's hasn't been done since before the pandemic. We were able to get involved with the community in ways that fostered fulfilling relationships between programmers and patrons.

Attendance

Our highest attended events were: The Summer Kick Off Party with about 600 attendees, our Reading with Royalty program with 106 attendees and the Meteor Shower viewing program we hosted with 102 attendees. We came in contact with an estimated 3600 people this summer, from our community events, reading clubs and Book Bike visits


Free Book Week

From August 8th to the 12th we had free books for our patrons to take home and love. By the end of the week all the picture books we requested from publishers were taken home and many chapter books went to good homes as well. This was extremely successful and it was awesome to see kids faces light up when they found out they could keep the book.



Successes and Challenges Cont.

Challenges



Teen Programming

We had a challenging time pinning down programming for our teen and young adult patrons. We hosted some programs for this age range specifically but attendance was low, although pre-teens were interested in the teen events and filled out attendance that way. Teens and young adults make sense to have low attendance as many are likely working over the summer

Contacting Schools

A challenge we encountered early on was getting school visits confirmed. We hand delivered letters to each school in Camrose in early May and didn't hear from many schools until we phoned them. Even then some schools never got back to us to arrange a visit.

Book Bike Safety and Accessibility

The main thing affecting bike safety in Camrose is a lack of knowledge about how motorists and cyclists are supposed to interact. We have had many many instances where drivers try to let us go when we do not have the right of way which can put us in an awkward and potentially dangerous situation. More frightening perhaps is drivers who feel that cyclists should not be on the road and express this with aggressive driving that leaves us in a defensive position. We also had issues entering many parks due to the narrow fence openings designed to prevent ATV entrance. This is a problem not only for bike based mobile libraries but also wheelchair users.

Future suggestions



Outdoor Programing

All of the Library Programs we had outdoors were very successful. Our watercolour program attracted people to the Book Bike that would not have visited otherwise and our meteor shower program was one of the most successful programs of the year. This to us shows a clear need for more outdoor programing in our community.

We found that many of our programs that we focused on arts and crafts became unintentionally intergenerational (watercolour, Loop Knitting). Maybe in the future running more arts and crafts programs for all ages might be simple yet successful.

Intergenerational Programing

Book Bike TLC

The Book Bike is starting to show her age. Her life span can be extended by some wood glue, new hardware and some paint touch ups. However we fear a new box might be in order in the coming years.

We found that shadowing programs run by the full time programmers was the best way for us to understand our position and gain skills by learning from the pros. We think it would be beneficial to shadow a program in the first week or so. We think this would benefit first year summer students the most because of their tendency to be unsure at the beginning of the job.

Program Shadowing



Camrose Public Library
 Adult Programs
 January 1 to August 31, 2023

Outreach	Program	Attendance
Deliveries to Care Facilities	67	558
German Circle	26	80
Ukulele Online	18	56
Mind Masters	8	1062
Seniors Hub Website Launch	1	25
Augustana Preview Day	1	50
Visually Impaired Persons Outreach	1	11
Book Bike @ Seniors Week	3	33
Seniors Week Info	1	220
Bethany Pride	1	25
Wellness Fair	1	50
	128	2170

In House	Program	Attendance
Spanish	30	163
Ukulele	24	157
Cosy Cards	3	18
Yarn Club	15	95
Adult Dungeons & Dragons	7	33
Vinyl Record Flowers	1	5
Cricut Wine Glasses	1	12
Pride Wreaths	1	2
Cricut Flower Bouquets	1	5
Art Trading Cards	1	3
Cricut Leather Bracelets	1	3
Terrariums	1	11
Cricut Garden Markers	1	8
Paper Quilling	1	11
Felt Flowers	2	13
Print Making	1	5
Wall Hangings	1	3
SRC Loop Knitting	4	28
SRC Walking Book Club	7	31
	103	606

Outside Groups	Program	Attendance
Space Provided for Community Groups and Businesses	12	144
	12	144

Total	243	2920
--------------	------------	-------------

Camrose Public Library
Family Programs
January 1 to August 31, 2023

Outreach	Program	Attendance
Read for 15	1	3349
Paper Mache with Chuck MacLean	1	7
Print Making with Chuck MacLean	1	15
Collage Art with Chuck MacLean	1	22
Women's Shelter Family Literacy	4	24
Curious Cuties with Camrose Family Resource Centre	1	22
Earth Day with Chuck Maclean	1	13
Red Hot Science: Trouble with Tribbles	1	12
Book Bike @ Market	10	471
Book Bike @ Jaywalkers	2	255
Book Bike @ Purple Martin Festival	1	7
Book Bike @ Pride Picnic	1	40
Book Bike @ Indigenous Peoples Day	1	162
Book Bike @ Canada Day	1	213
Book Bike @ Wellness Walks with CMHA	6	147
Book Bike @ Parks	6	97
SRS/Book Bike Persieds Viewing	1	102
BVJ Parade	1	500
	41	5458

In House	Program	Attendance
Snacks in the Stacks	123	2396
Summer Snacks in the Stacks	45	361
Something Cool After School	104	611
Books & Bounces	38	450
Terrific Tales	29	396
Tech Help	83	169
Geek Days	15	125
Bed Time Stories	24	171
Rainbow Club	5	15
Mini Yogis with CFRC	6	128
3D Print workshop	1	6
Family Literacy Day with CFRC	1	56
Volunteer Appreciation	1	4
Spring Break Geek week	5	77
String Art with Chuck MacLean	1	9
Summer Kick-off Tea Party	1	579
Reading with Royalty	1	106
SRC Finale	1	14
	484	5673

Outside Groups	Program	Attendance
Space Provided for Community Groups and Businesses		
	0	0
Total	525	11131

Camrose Public Library
Children's Programs
January 1 to August 31, 2023

Outreach	Program	Attendance
Sifton Makerspace	3	37
OLMP Break the Fake	1	307
Red Hot Science Rock Paper Scissors Circuits	1	8
SRC at Schools	4	472
Chester Ronning Class visit (Nicole)	2	44
BB @ OSCAR	7	297
BB @ Action for Healthy Communities	4	64
BB @ Reading University	3	116
Reading University Online (Nicole)	2	34
Reading University Class Visits (Nicole)	4	78
BB @ Art in the Park with CFRC	2	65
	33	1522

In House	Program	Attendance
Red Hot Science Droids	1	11
BRSD PD Days	2	62
Chester Ronning Tours and program	5	93
Reading U Library Visit (Nicole)	1	40
SRC Junior Book Club	6	28
SRC Beginner Book Club	7	50
	22	284

Outside Groups	Program	Attendance
Space Provided for Community Groups and Businesses		
	0	0

Monthly Total	55	1806
---------------	----	------

Camrose Public Library
 Teen Programs
 January 1 to August 31, 2023

Outreach	Program	Attendance
Print Making with Chuck MacLean	1	4
Collage Art with Chuck MacLean	1	3
ECKS QSA	6	131
Earth Day with Chuck MacLean	1	8
SRC at schools	2	225
SRC Park Watercolour Painting	6	69
	17	440

In House	Program	Attendance
Teen D & D	22	187
Anime Club	12	72
Red Hot Science Bats	1	7
Book Origami	1	3
Cricut Notebooks	1	2
Leather Bracelets	1	9
Terrariums	1	10
SRC Teen D & D	7	82
SRC Webcomic Club	5	13
SRC Poetry Slam	1	5
Resume workshop with CAFCL	1	10
	53	400

Outside Groups	Program	Attendance
Space Provided for Community Groups and Businesses		
	0	0

Total	70	840
--------------	-----------	------------

Camrose Public Library
Total Programs
January 1 to August 31, 2023

Outreach Programs	219	9590
In-house Programs	662	6963
Outside Groups	12	144
YTD	893	16697

Submitted by Nicole Bannick
31-Aug-23

June-August 2023

Program and Library Statistics

Submitted by Nicole Kyle
September 12, 2023

3018

people accessed programs that help develop relationships, end social isolation, and make them feel welcome in our library and our community.

1194

People were reached through library advocacy events designed to promote programs and services to residents and organizations.

21951

community members of all ages walked through our library doors in this 3 month period to find resources to educate, entertain, and connect with community.

A few awesome June-August 2022/2023 comparisons:

Library visitors **↑** 25%

Circulation (excl. eContent) **↑** 8%

Program attendance **↑** 26%

New/renewed cards **↑** 64%

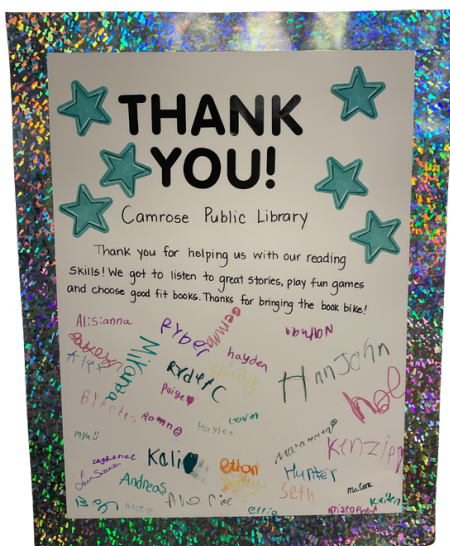
June-August Program Summary (excluding Book Bike and Summer Reading Program)

June special events and observances:

- We celebrated Pride Month with a flag-raising ceremony and many partnership programs throughout the city, from creating buttons and decor with the Bethany Group and local school QSAs to chilling with Camrose Pride Community at their picnic in the park.
- We partnered with Canadian Mental Health Association for a Drumming Circle, and it looks like it's going to become a regular monthly event!
- Our summer staff Ashley, Nate, and Rylee knocked it out of the park with our first giant summer kick-off event since 2019. 579 people came to enjoy crafts, activities, refreshments, and community connection as we rang in another summer of library and Book Bike programming.

July & August:

- Online Ukulele, German and Spanish Conversation Circles, and Adult D&D continued through July and August.
- I facilitated 6 sessions each for infants with caregivers and families through July and August. These summer sessions are historically more quiet than the rest of the year, but this year attendance surpassed even pre-pandemic 2019 levels! Terrific Tales saw a 66% increase from pre-pandemic levels for July and August, and Books & Bounces had a 150% increase for the same period!!
- Reading University classes were unable to visit us every week this July, but came for an introductory library visit and enjoyed the time with the Book Bike on their campus. I also hosted story times for two virtual RU classrooms and visited the RU Camrose campus twice for story times. At their graduation ceremony that I attended on the library's behalf, many of the kids said their favourite RU memory was the library visit and the books I read with them!
- We dolled up the Book Bike and headed out to bike/run in the 2023 Kick'n Country parade! We handed out what felt like a billion stickers and a giant wagon full of free books. We're proud to say that we won the plaque for the best novelty entry of the year!
- We were so pleased to host our 7th annual Reading with Royalty event. 106 people joined in support, some in the room for the event and some creating a welcoming atmosphere to counter some voices that were not so welcoming to our reader and guests. The fabulous Miss Luna C. shared some wonderful books about acceptance, love, and family followed by time to dress up and use our imaginations!
- This has been our best summer ever, including pre-pandemic times, for attendance at my summer infant and preschool programs. We saw a 67% increase in attendance at infant programs and a 90% increase at preschool programs through July and August compared to 2019!



We are here for you!



24/7 access to electronic resources:
Visit cpl.prl.ab.ca/eLibrary to check out electronic print materials, audio books, learning resources, and resume building software.
You will need your library card and PIN to log in.

1-on-1 Tech Help
Please call or email to book your 1 hour appointment.



Our Hours:

Monday-Friday 10-7
Saturday 11-4
Sunday 12-4
Closed September 2-4

Special Events

Programs

Ukulele Jam (adults)
Mondays @ 12:30

Spanish Circle (adults)
Mondays @ 3 in person and on Zoom

Anime Club (all ages)
Mondays @ 5

Books & Bounces (infants)
Tuesdays @ 11:30

German Circle (adults)
Tuesdays @ 4 on Zoom

Terrific Tales (families)
Wednesdays @ 10:30

Golden Flames D&D Club (teens)
Wednesdays @ 4

Bed Time Stories (families)
Wednesdays @ 6

Ukulele Online (adults)
Thursdays @ 1 on Zoom

Half-Day Matinee (all ages)
First Thursday monthly from Oct.-Dec. @ 12:30

Snacks in the Stacks (grades 1-12)
School days @ 3:30

Something Cool After School (grades 1-8)
School days @ 3:30

Adult D&D (18+)
Fridays @ 4

Rainbow Club Public GSA (all ages)
1st operational Saturday Monthly @ 11 (Sept. 9)

Game Day (all ages)
Saturdays @ 2

Drop-in Crafternoon (all ages; 11 and under must be accompanied by an adult)
Sundays from 1-4

Yarn Club (all ages and fibre arts welcome)
Every 2nd & 4th Sunday monthly @ 1

Community Registration Night
September 7 @ 6:00 at the Field House

Register or renew your membership, scope other special events and community groups, and spin our Wheel of Awesome Prizes!

International Dot Day
September 14 from 6-7 PM (All ages drop-in)
Embrace the power of personal creativity and make your mark on the world and your library.

Welcoming Week @ Your Library (all ages drop-in)
September 15 from 5:30-7 PM
Newcomer or not, all can join library staff for an evening of conversation, connection, and community!

Nature in Art Workshop (Family, registered)
September 16 from 10 AM-12 PM
Join us at the Chuck MacLean Arts Centre (4809 52 Street) and bring the outside in! Space limited; register with the QR below.

Free film screening: Bones of Crows
Last week of September; Time and date TBA
At the Bailey Theatre; Ticket info TBA
Presented in partnership with the Bailey Theatre in honour of National Day for Truth and Reconciliation.

Orange Shirt Moose Hide Beading
September 28 from 5-7 PM (16+ only, registered)
Join Cree artist Jess Sanderson-Barry to make your own lapel pin for Orange Shirt Day. Space limited; register with QR below.

For Cricut's Sake (Adults, registered)
October 6 from 5-7 PM
No-sew tote bag. Space limited; register with QR below.

For Zoom links and more program and service information:

Phone: 780.672.4214

Web: cpl.prl.ab.ca

Email: cpltechhelp@prl.ab.ca

Visit <https://bit.ly/CPLEventbrite>, scan the QR, or call us to sign up for events that require registration.



June Library Statistics

YTD daily visit averages (and hourly based on operational hours in brackets)

Mondays: 242 (avg of 27/hr) Tuesdays: 335 (avg of 37/hr)
 Wednesdays: 295 (avg of 33/hr) Thursdays: 1252 (avg of 28/hr)
 Fridays: 263 (avg of 29/hr) Saturdays: 149 (avg of 30/hr)
 Sundays: 102 (avg of 26/hr)

Circulation	June 2023	June 2022	2023 YTD	2022 YTD	Under/ Over 2022	% Chg. Over 2022
Adult Material	5785	6012	33914	33804	110	0%
Young Adult Material	741	446	3307	2347	960	41%
Juvenile Material	4456	5049	27237	28985	-1748	-6%
TAL Items Borrowed	112	147	855	809	46	6%
TAL Items Sent	29	38	182	190	-8	-4%
Total	11123	11692	65495	66135	-640	-1%

Econtent	June 2023	June 2022	2023 YTD	2022 YTD	Under/ Over 2022	% Chg. Over 2022
Cloud Library/RBDigital	473	606	2972	3579	-607	-17%
Overdrive	973	852	4668	4957	-289	-6%
Total	1446	1458	7640	8536	-896	-10%

Circulation by Residence	June 2023	June 2022	2023 YTD	2022 YTD	Under/ Over 2022	% Chg. Over 2022
City of Camrose	9310	9245	53298	52687	611	1%
County of Camrose	1826	2218	11991	12937	-946	-7%
Outside City/County	69	38	219	403	-184	-46%
ME	18	28	200	157	43	27%
Total	11223	11529	65708	66184	-476	-1%

Miscellaneous	June 2023	June 2022	2023 YTD	2022 YTD	Under/ Over 2022	% Chg. Over 2022
Visitors	7335	6259	39679	29830	9849	33%
WiFi Users	13555	11863	65961	47664	18297	38%
Internet Users	939	833	5246	3833	1413	37%
Exams	15	27	103	152	-49	-32%
Total	21844	18982	110989	81479	29510	36%

Selection of Service Responses

1. Social Engagement: Developing Relationships and Ending Isolation
2. Connect to the Online World: Public Internet Access
3. Satisfy Curiosity: Lifelong Learning
4. Visit a Welcoming Place: Physical and Virtual Spaces

Programs	June 2023		2023 YTD		Participants	
	Sessions	Participants	Sessions	Participants	2022 YTD	2021 YTD
1	17	673	147	1532	1542	824
2	7	14	49	451	67	22
3	35	494	236	2812	2480	2,551
4	49	1220	245	3729	1199	402
Advocacy	7	644	14	4400	5381	3,313
Total	115	3045	691	12924	10,669	7,112

July Library Statistics

YTD daily visit averages (and hourly based on operational hours in brackets)

Mondays: 260 (avg of 29/hr) Tuesdays: 325 (avg of 36/hr)
 Wednesdays: 289 (avg of 32/hr) Thursdays: 244 (avg of 27/hr)
 Fridays: 265 (avg of 29/hr) Saturdays: 153 (avg of 30/hr)
 Sundays: 111 (avg of 28/hr)

Circulation	Jul 2023	Jul 2022	2023 YTD	2022 YTD	Under/ Over 2022	% Chg. Over 2022
Adult Material	5940	5442	39854	39246	608	2%
Young Adult Material	748	578	4055	2925	1130	39%
Juvenile Material	6295	5003	33532	33988	-456	-1%
TAL Items Borrowed	119	137	974	946	28	3%
TAL Items Sent	40	56	222	246	-24	-10%
Total	13142	11216	78637	77351	1286	2%

Econtent	Jul 2023	Jul 2022	2023 YTD	2022 YTD	Under/ Over 2022	% Chg. Over 2022
Cloud Library/RBDigital	540	706	3512	4285	-773	-18%
Overdrive	1033	905	5701	5862	-161	-3%
Total	1573	1611	9213	10147	-934	-9%

Circulation by Residence	Jul 2023	Jul 2022	2023 YTD	2022 YTD	Under/ Over 2022	% Chg. Over 2022
City of Camrose	11000	9162	64298	61849	2449	4%
County of Camrose	2237	2104	14228	15041	-813	-5%
Outside City/County	112	60	331	463	-132	-29%
ME	41	43	241	200	41	21%
Total	13390	11369	79098	77553	1545	2%

Miscellaneous	Jul 2023	Jul 2022	2023 YTD	2022 YTD	Under/ Over 2022	% Chg. Over 2022
Visitors	7299	5400	46978	35230	11748	33%
WiFi Users	12578	9451	78539	57115	21424	38%
Internet Users	1127	766	6373	4599	1774	39%
Exams	13	18	116	170	-54	-32%
Total	21017	15635	132006	97114	34892	36%

Selection of Service Responses

1. Social Engagement: Developing Relationships and Ending Isolation
2. Connect to the Online World: Public Internet Access
3. Satisfy Curiosity: Lifelong Learning
4. Visit a Welcoming Place: Physical and Virtual Spaces

Programs/ Service Response	July 2023		2023 YTD		Participants	
	Sessions	Partici-pants	Sessions	Partici-pants	2022 YTD	2021 YTD
1	13	156	160	1688	1702	901
2	0	0	49	451	92	22
3	68	1198	304	4010	2954	3,899
4	25	456	270	4185	1882	402
Advocacy	0	0	14	4400	5423	3,313
Total	106	1810	797	14734	12,053	8,537

August Library Statistics

YTD daily visit averages (and hourly based on operational hours in brackets)

Mondays: 258 (avg of 29/hr) Tuesdays: 332 (avg of 37/hr)
 Wednesdays: 290 (avg of 32/hr) Thursdays: 250 (avg of 28/hr)
 Fridays: 270 (avg of 30/hr) Saturdays: 150 (avg of 30/hr)
 Sundays: 111 (avg of 28/hr)

Circulation	Aug 2023	Aug 2022	2023 YTD	2022 YTD	Under/ Over 2022	% Chg. Over 2022
Adult Material	5968	5810	45822	45056	766	2%
Young Adult Material	657	743	4712	3668	1044	28%
Juvenile Material	6172	4849	39704	38837	867	2%
TAL Items Borrowed	126	148	1100	1094	6	1%
TAL Items Sent	26	51	248	297	-49	-16%
Total	12949	11601	91586	88952	2634	3%

Econtent	Aug 2023	Aug 2022	2023 YTD	2022 YTD	Under/ Over 2022	% Chg. Over 2022
Cloud Library/RBDigital	521	633	4033	4918	-885	-18%
Overdrive	1065	853	6766	6715	51	1%
Total	1586	1486	10799	11633	-834	-7%

Circulation by Residence	Aug 2023	Aug 2022	2023 YTD	2022 YTD	Under/ Over 2022	% Chg. Over 2022
City of Camrose	10431	9895	74729	71744	2985	4%
County of Camrose	2460	2211	16688	17252	-564	-3%
Outside City/County	38	69	369	532	-163	-31%
ME	30	41	271	241	30	12%
Total	12959	12216	92057	89769	2288	3%

Miscellaneous	Aug 2023	Aug 2022	2023 YTD	2022 YTD	Under/ Over 2022	% Chg. Over 2022
Visitors	7387	5983	54365	41213	13152	32%
WiFi Users	13024	8008	91563	65123	26440	41%
Internet Users	1315	958	7688	5557	2131	38%
Exams	27	26	143	196	-53	-27%
Total	21753	14975	153759	112089	41670	37%

Selection of Service Responses

1. Social Engagement: Developing Relationships and Ending Isolation
2. Connect to the Online World: Public Internet Access
3. Satisfy Curiosity: Lifelong Learning
4. Visit a Welcoming Place: Physical and Virtual Spaces

Programs/ Service Response	Aug 2023		2023 YTD		Participants	
	Sessions	Partici-pants	Sessions	Partici-pants	2022 YTD	2021 YTD
1	13	223	173	1911	1,806	1076
2	0	0	49	451	107	22
3	56	900	360	4910	3,372	4735
4	25	290	295	4475	2,205	402
Advocacy	2	550	16	4950	5,423	3313
Total	96	1963	893	16697	12,913	9548